

The National Children's Study is Coming to King County



Pacific Northwest Center for the National Children's Study

University of Washington

With Fred Hutchinson Cancer Research Center, Seattle King County Public Health, and Community Partners

Principal Investigator: Dr. Elaine Faustman

Co-Principal Investigators: Drs. Shirley Beresford and Tom Burbacher



The National Children's Study

The National Children's Study is a long-term research project that will examine the environmental influences on children's health and development.

- Largest long-term study of children's health ever conducted in USA
- Will involve 100,000 children from before birth to age 21
- Examine the link between environment and physical and mental health and development



The National Children's Study

Environment broadly defined and includes

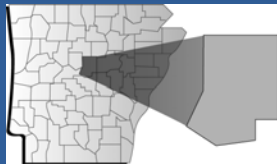
- Physical surroundings
- Biological factors
- Chemical factors
- Nutritional factors
- Geography
- Social influences
- Educational influences
- Behavioral influences
- Family influences
- Cultural influences

National Children's Study Sample




All Births
in the Nation

~4 million births in
3,141 counties



Sample of Study
Locations

105 Locations



Sample of Study
Segments

Selection of neighborhoods



Sample of Study
Households

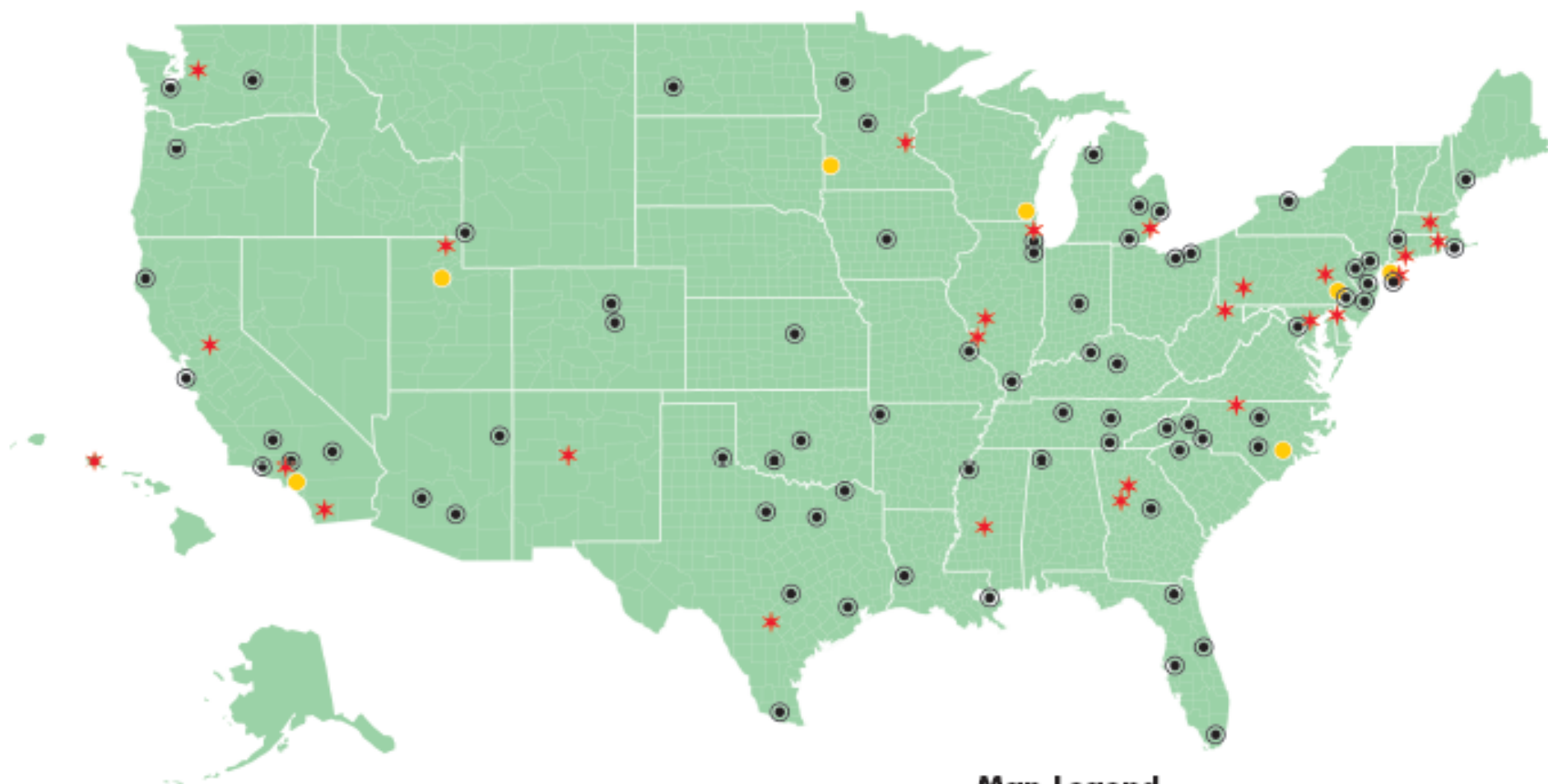
All or a sample of
households within
neighborhoods



Sample of Study
Women

All eligible women in the
household

National Children's Study Locations



Map Legend

- ★ 2007 Locations
- Vanguard Locations
- ⊙ 2008-2010 Locations

King County, WA

Large (over 2,000mi²) and diverse region.....




Urban Centers



Alpine Regions



Agricultural Valleys



Shorelines



Fisheries



Industry



Produce

13th most populous county in the nation:
Approximately 1.8 million people

Source: <http://content.lib.washington.edu/imls/kcsnapshots/maps.html>

King County, WA

Births per 1000 women of childbearing age

| All | | | | | | | |
|-------------|--------------|--------------|--------------|--------------|--------------|--------------|--------------|
| <u>Ages</u> | <u>15-17</u> | <u>18-19</u> | <u>20-24</u> | <u>25-29</u> | <u>30-34</u> | <u>35-39</u> | <u>40-44</u> |
| 56.4 | 10.1 | 32.2 | 54.2 | 82.4 | 100.4 | 63.6 | 12.9 |

22,680 births to county residents (2005 Census Data)

Projected Time Line for King County Study

- 2007-2009 Pre-Enrollment
- 2009-2013 Enrollment
- 2009-2014 Pregnancy and Delivery
- 2010-2014 Newborn Assessments
- 2010-2035 Follow-Up Assessments

Pre-Enrollment Period Activities

- Community Engagement
- Hospital Engagement
- Sampling Strategy for Enrollment
- Community Advisory Board

Current Activities

Ways to Describe Areas in King County

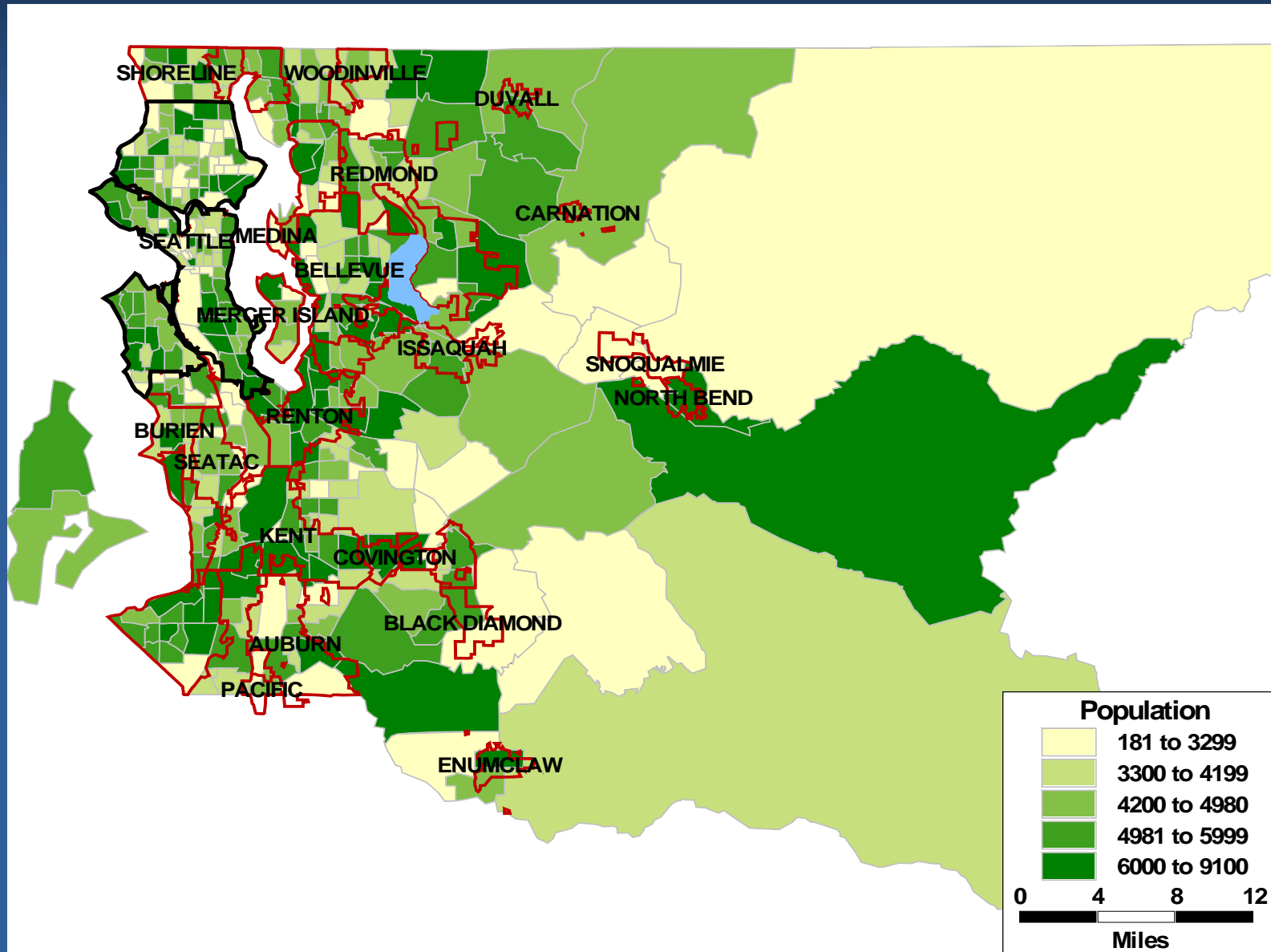
In search of measures with which to divide county into 15 regions for NCS recruitment

15 regions with approximately equal number of births will be divided into segments and one segment will be chosen from each region for sampling

Some Ways County is Divided

- Census area designations (for which population and SES data are available)
- Governmental units such as cities & towns
- Zip codes (postal route designations)
- Neighborhoods (formal or informal)
- Zoning and planning areas

King County Areas Covered by Cities & Towns



How Can You Help

- Get Involved!
- Provide information and feedback
 - Sampling strategy for enrollment
 - Community engagement plan
 - Hospital and clinic engagement plan
 - Identify other groups or organizations
 - Community Advisory Board
- Join our group discussions (Sampling: Week of Feb 25th)
- Join our listserv
- Call Community Engagement Office

Local Contacts

Pacific Northwest Center for the National Children's Study

Department of Environmental and Occupational Health Sciences

School of Public Health and Community Medicine

University of Washington

4225 Roosevelt Ave, Suite 100

Seattle, Washington, 98105-6099

Community Engagement Contact (Tom Burbacher, 206-685-1862)



How can I get more information about the Study?

To learn more about the National Children's Study, contact:

The National Children's Study

E-mail: NCS@mail.nih.gov

Internet: www.nationalchildrensstudy.gov

Mail: 6100 Executive Boulevard, Room 5C01, Rockville, MD, 20892-7510, U.S.A.

Phone: 011-301-594-9147

Fax: 011-301-480-1222



Opportunity for Partnership on Adjunct Studies

- Applications for adjunct studies are available on
- National Children's Study Web site:
NCSADJtechteam@mail.nih.gov or
- 301-402-1978.